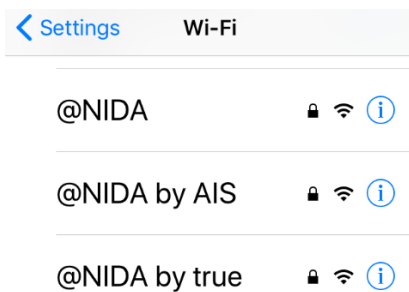





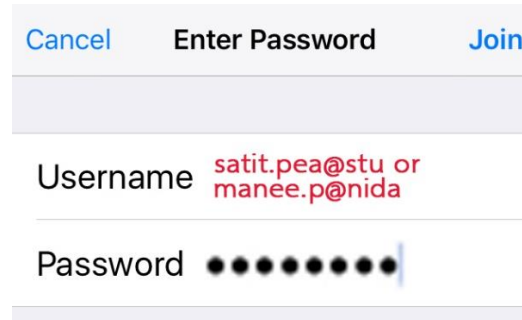
## Automatic Wi-Fi connection for smartphones

We have 3 Wi-Fi hotspot names which is @NIDA, @NIDA by AIS and @NIDA by true. Our Wi-Fi signal is covered almost everywhere in NIDA. Some area will not have all of the hotspots so, we recommend you to setup all 3 connections.


1 *Setting > Wi-Fi > select one of this SSID : @NIDA, @NIDA by AIS or @NIDA by true*




2  For iPhone and iPad, enter your user account. For example: satit.pea@stu or meena.p@nida or guest123@guest.

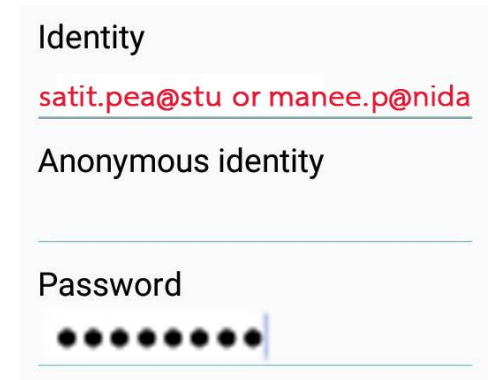


Click Trust to confirm.



3  For Android, there are two screens depending on the operating system of each brand. In Identity fields enter your user account. For example: satit.pea@stu or meena.p@nida or guest123@guest.

Type 1 anonymous identity fields do not have to fill in.



Type 1



Type 2

\*If you have any problems, please contact Help Desk. Tel: 02-727-3777,3778